



District Report Card: 2017


State: Chandigarh	District: Chandigarh
Class: 3	Subject: Mathematics
Schools: 113	Students: 2853


Participation/Coverage


Students

<div>GENDER</div> <div></div>	Boys				Girls			
	Number		%		Number		%	
	1489		52.19		1364		47.81	

<div>AREA</div> <div></div>	Rural				Urban			
	Number		%		Number		%	
	821		28.78		2032		71.22	

<div>CATEGORY</div> <div></div>	SC		ST		OBC		GEN	
	Number	%	Number	%	Number	%	Number	%
	307	10.76	2	0.07	29	1.02	2515	88.15

<div>CWSN</div> <div></div>	LD	VI	HI	S&LD	ID	Oth
	4	5	0	14	3	14

<div>Management</div> <div></div>	Government			Government-aided		
	Number		%	Number		%
	2730		95.69	123		4.31

Average Performance of Students in Mathematics (%)

Overall	Gender		Area		Management		Social Group			
	Male	Female	Rural	Urban	Govt.	Aided	SC	ST	OBC	GEN
70.77	71.45	70.03	70.45	70.91	70.53	76.31	69.90	63.33	75.86	70.83

Performance on Learning Outcomes (LOs)

Learning Outcomes	Description	Average Performance(%)
M301	Reads and writes numbers up to 999 using place value	65.63
M302	Compares numbers up to 999 based on their place values	78.97
M303	Solves simple daily life problems using addition and subtraction of three digit numbers with and without regrouping	63.37
M304	Constructs and uses the multiplication facts (up till 10) in daily life situations	69.87
M305	Analyses and applies an appropriate number operation in the situation/ context	65.79
M306	Explains the meaning of division facts by equal grouping/sharing and finds it by repeated subtraction	67.89
M309	Identifies and makes 2D-shapes by paper folding, paper cutting on the dot grid, using straight lines etc.	86.22
M311	Fills a given region leaving no gaps using a tile of a given shape	66.64
M312	Estimates and measures length and distance using standard units like centimeters or meters & identifies relationships	43.88
M317	Reads the time correctly to the hour using a clock/watch	83.46
M318	Extends patterns in simple shapes and numbers	65.98
M319	Records data using tally marks, represents pictorially and draws conclusions	85.17

Range of Performance of Students who Answered Correctly							
Below 30%		30% - 50%		50% - 75%		Above 75%	
Number	%	Number	%	Number	%	Number	%
143	5.01	426	14.93	958	33.58	1326	46.48

Lowest Performing Learning Outcomes (LOs)

- 1 - Estimates and measures length and distance using standard units like centimeters or meters & identifies relationships (43.88)
- 2 - Solves simple daily life problems using addition and subtraction of three digit numbers with and without regrouping (63.37)
- 3 - Reads and writes numbers up to 999 using place value (65.63)
- 4 - Analyses and applies an appropriate number operation in the situation/ context (65.79)
- 5 - Extends patterns in simple shapes and numbers (65.98)